



Breathe clean air with our

# Fresh Air Machine



## CONTACT US

706,7th Floor, Crowne Heights,  
Sector 10, Rohini, New Delhi -  
110085, India

Address

(+91) 73918-73918

Phone

Email : [info@purelogic.in](mailto:info@purelogic.in)  
Website : [www.pranaair.com](http://www.pranaair.com)

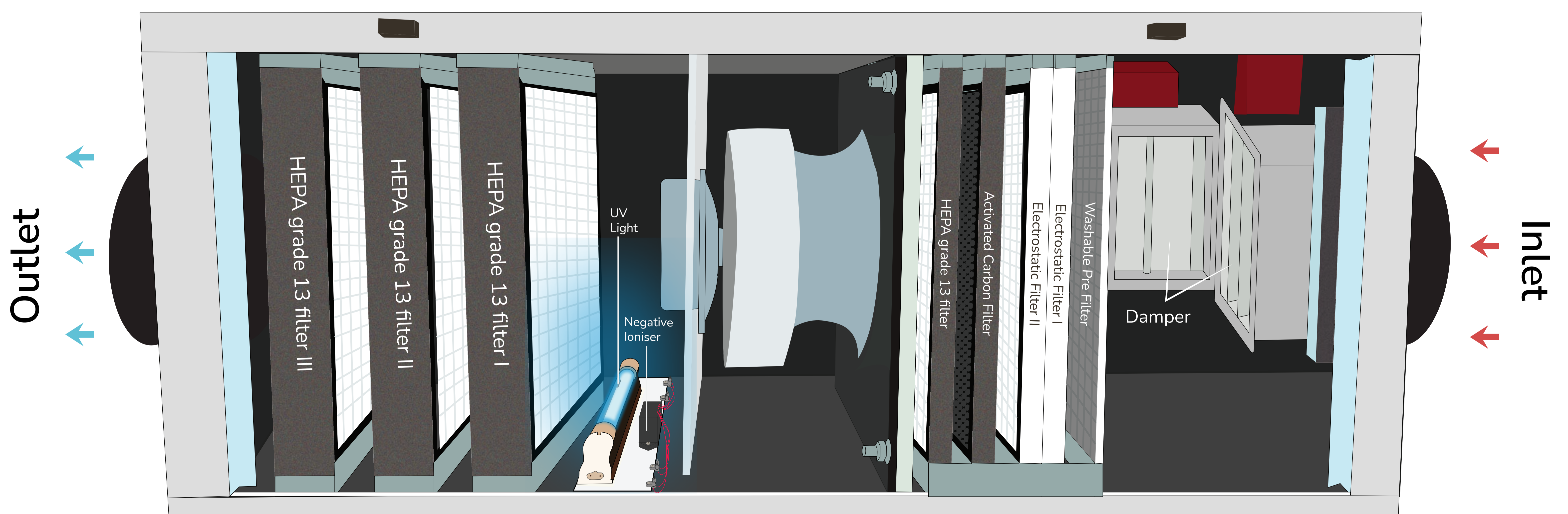
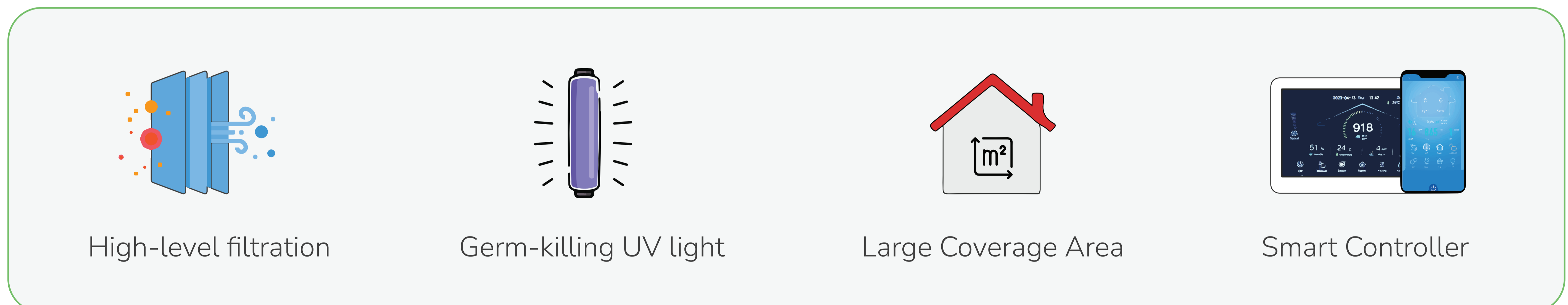
Phone



# About Fresh Air Machine

The Fresh Air Machine incorporates a washable pre-filter, electrostatic precipitators, activated carbon filter, four HEPA Grade-13 filters, UV light, a negative ionizer, a heating plate, and a damper to achieve exceptional air filtration. It effectively eliminates harmful particles, allergens, and toxic gases, ensuring a clean and healthy indoor environment. The machine's customizable settings grant full control over air quality, providing a personalized experience. By combining these features, it guarantees the highest level of air purification, enabling you to breathe clean air.

## Key Features :



*Prana Air Fresh Air Machine*



# Eliminating Harmful Pollutants

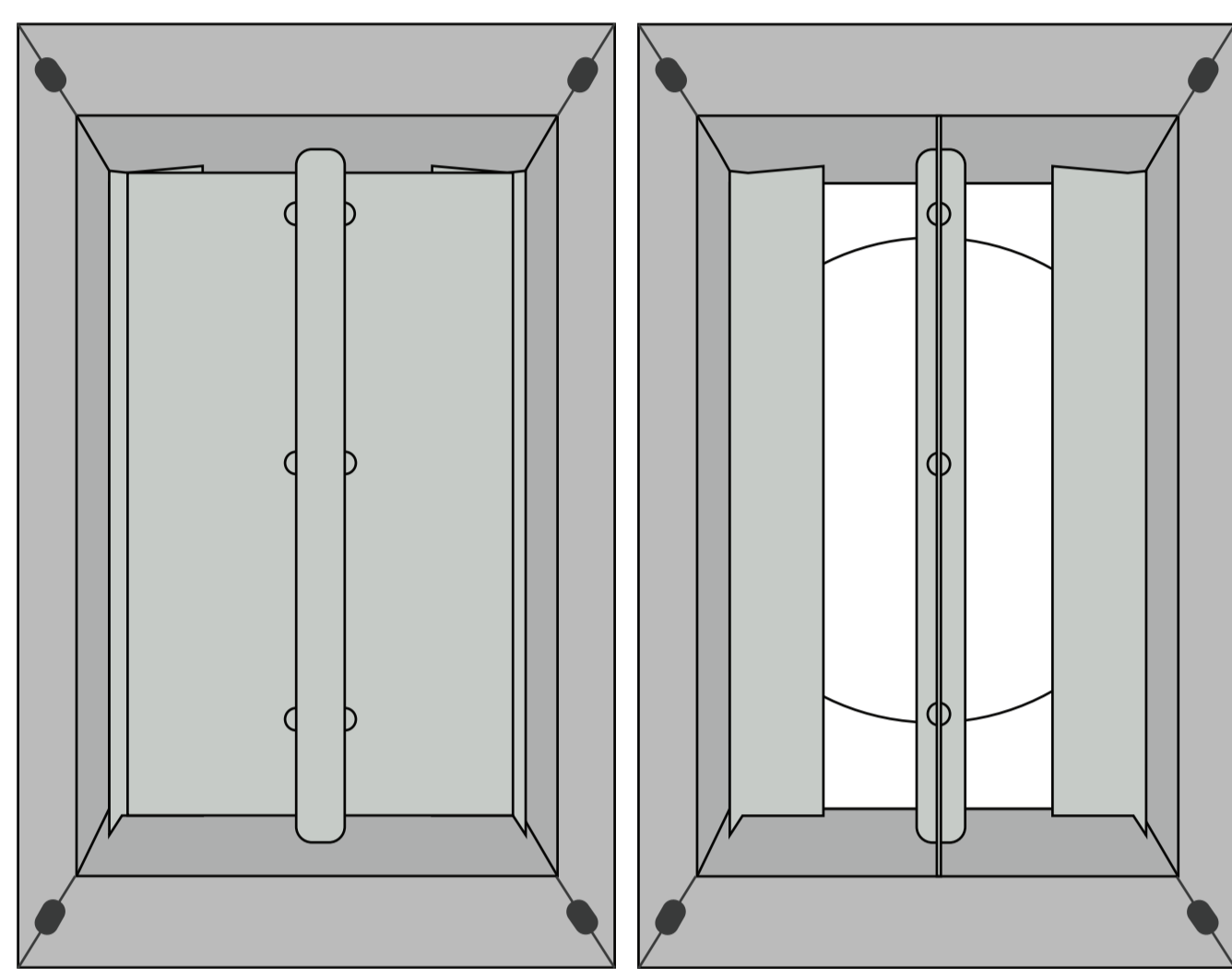
In the last several years, a growing body of scientific evidence has indicated that the air within homes and other buildings can be more seriously polluted than the outdoor air in even the largest and most industrialized cities. Other research indicates that people spend approximately 90 percent of their time indoors. Thus, for many people, the risks to health may be greater due to exposure to air pollution indoors than outdoors.



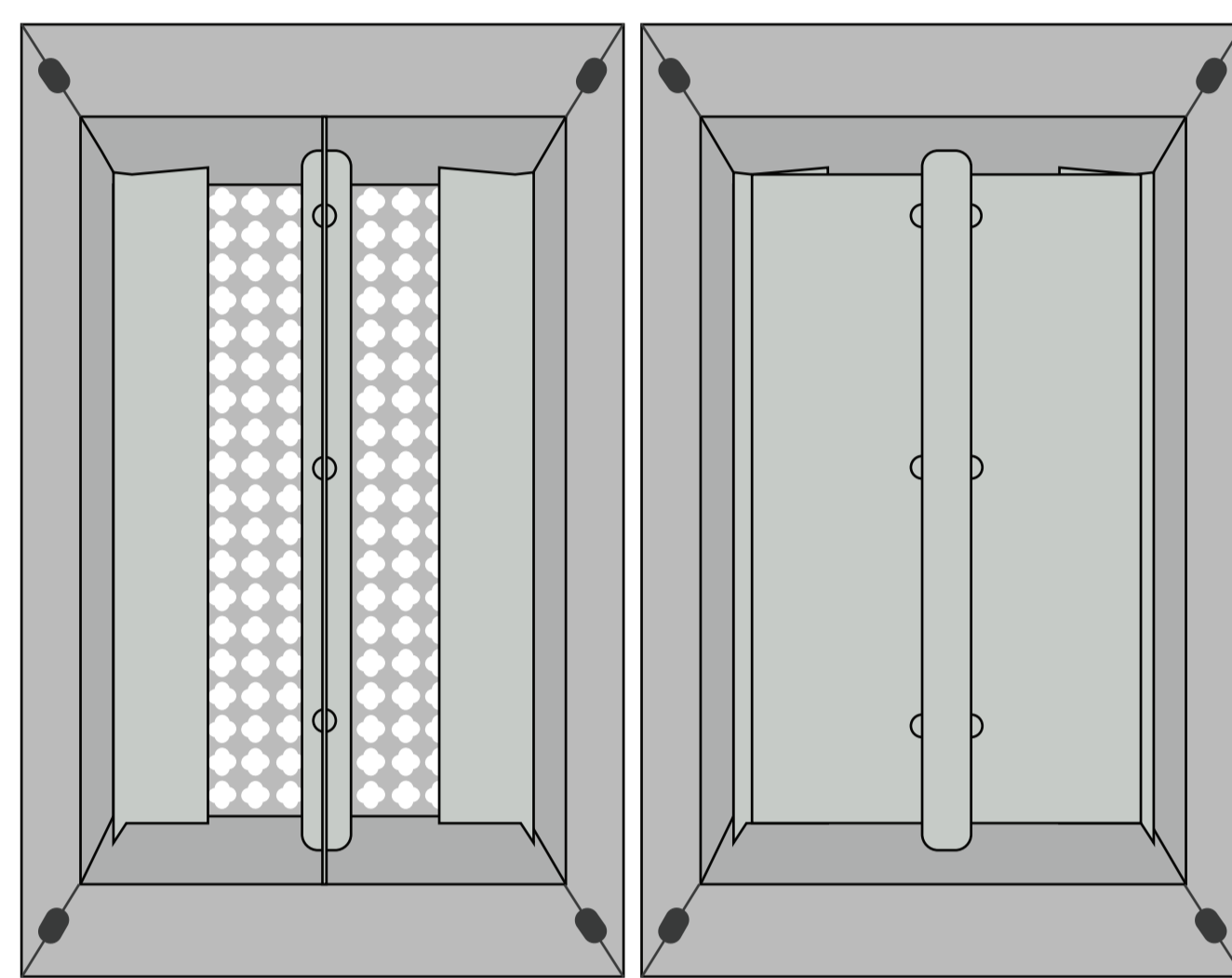
# How the Machine Works?

## Step 1: Air enters through the damper (Customizable Air flow)

Regulate the damper through the AQI app or LED screen monitor to select between fresh air or air purification modes, allowing personalized control over indoor air quality (IAQ).




For Recirculation Inside



For Outdoor Air Circulation

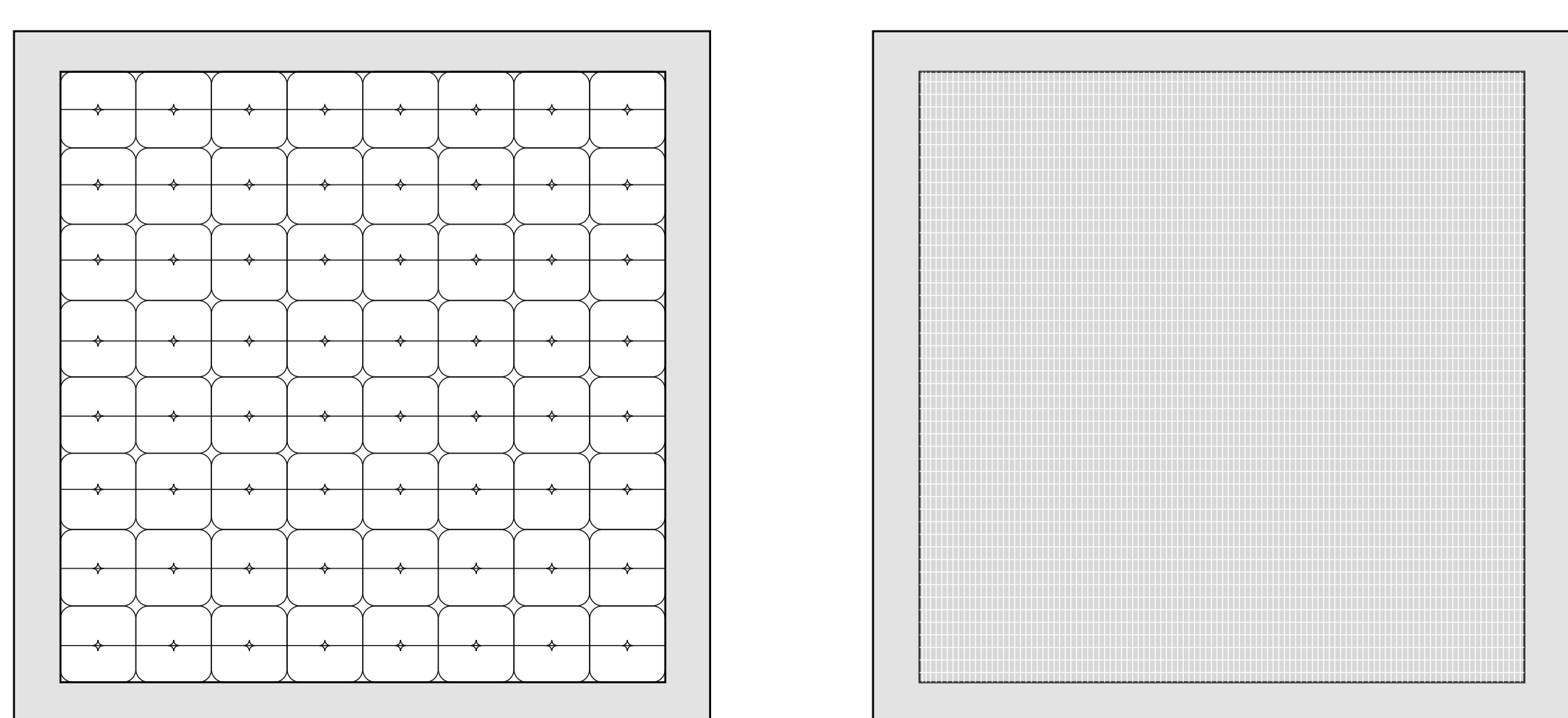
## Step 2: Washable Pre Filter (Large Particle Filtration)

Air then passes through a washable pre-filter blocks mosquitoes, insects, and large dust particles from entering the machine, safeguarding its performance.



## Step 3: Electrostatic Precipitator (Efficient Particle Removal)


After that, the Electrostatic Precipitator (ESP) efficiently captures and removes up to 95% of small particles, ensuring optimal performance with minimal environmental impact.






## Step 4: Activated Carbon Filter (Odor and Gas Absorption)

After 95% particle removal, an activated carbon filter eliminates odors and absorbs harmful gases, ensuring fresh and clean air.



## Step 5: HEPA Grade 13 Filter (Dust and Pollen Removal)

Then the air is passed through, and the HEPA Grade 13 filter traps dust particles, pollen, soot, and other allergens that can cause breathing discomfort, improving indoor air quality.



## Step 6: Negative Ionizer (Health Benefits)

The machine's negative ion generator produces negative ions. The air passing through the ionizer offers various health benefits such as stress reduction, improved mood, and enhanced respiratory health.




## Step 7: UV Light (Germ and Bacteria Elimination)

Then the air is exposed to UV light in the fresh air machine that kills germs, bacteria, and microorganisms in the air, enhancing the air purification process.




## Step 8: HEPA Grade 13 Filter I (Particle Capture)

For optimum filtration, air passes through the first HEPA Grade 13 filter layer that captures 99.997% of particles as small as 0.3 microns, ensuring clean and healthy indoor air quality.




## Step 9: HEPA Grade 13 Filter II (Advanced Filtration)

Then the second HEPA Grade 13 filter layer provides advanced air filtration, maximizing particle removal and improving overall air quality.



## Step 10: HEPA Grade 13 Filter III (Ultimate Filtration)

And then finally the third HEPA Grade 13 filter layer guarantees the highest level of air filtration, making the air nearly completely free of harmful particles.



## Step 11: Energy-Efficient Heating (Winter Comfort)

During colder months, the heating plate warms the air, offering an energy-efficient solution. Users have the option to activate the heating plate, ensuring a comfortable and inviting environment throughout the winter season.

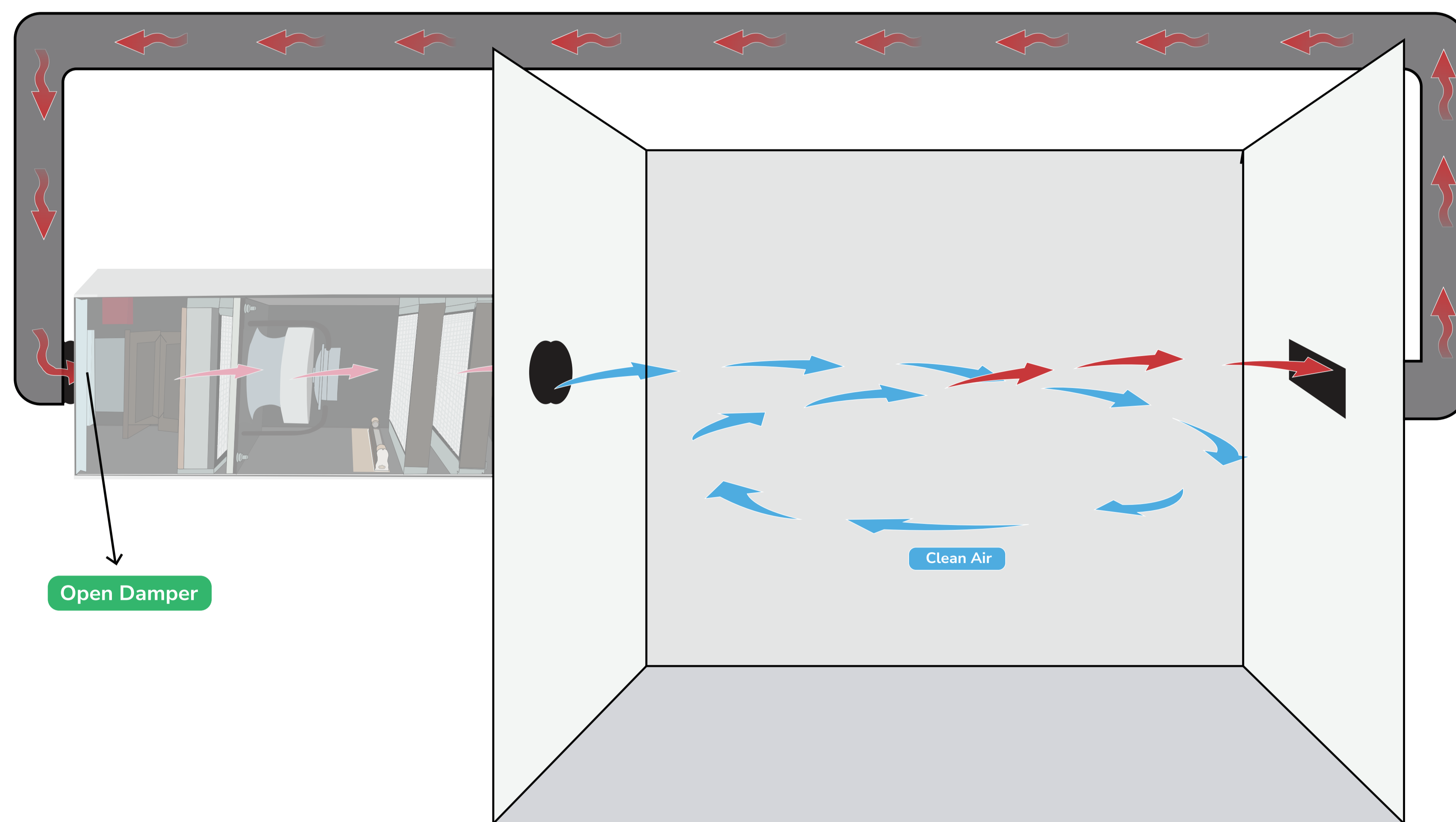




# Two Modes

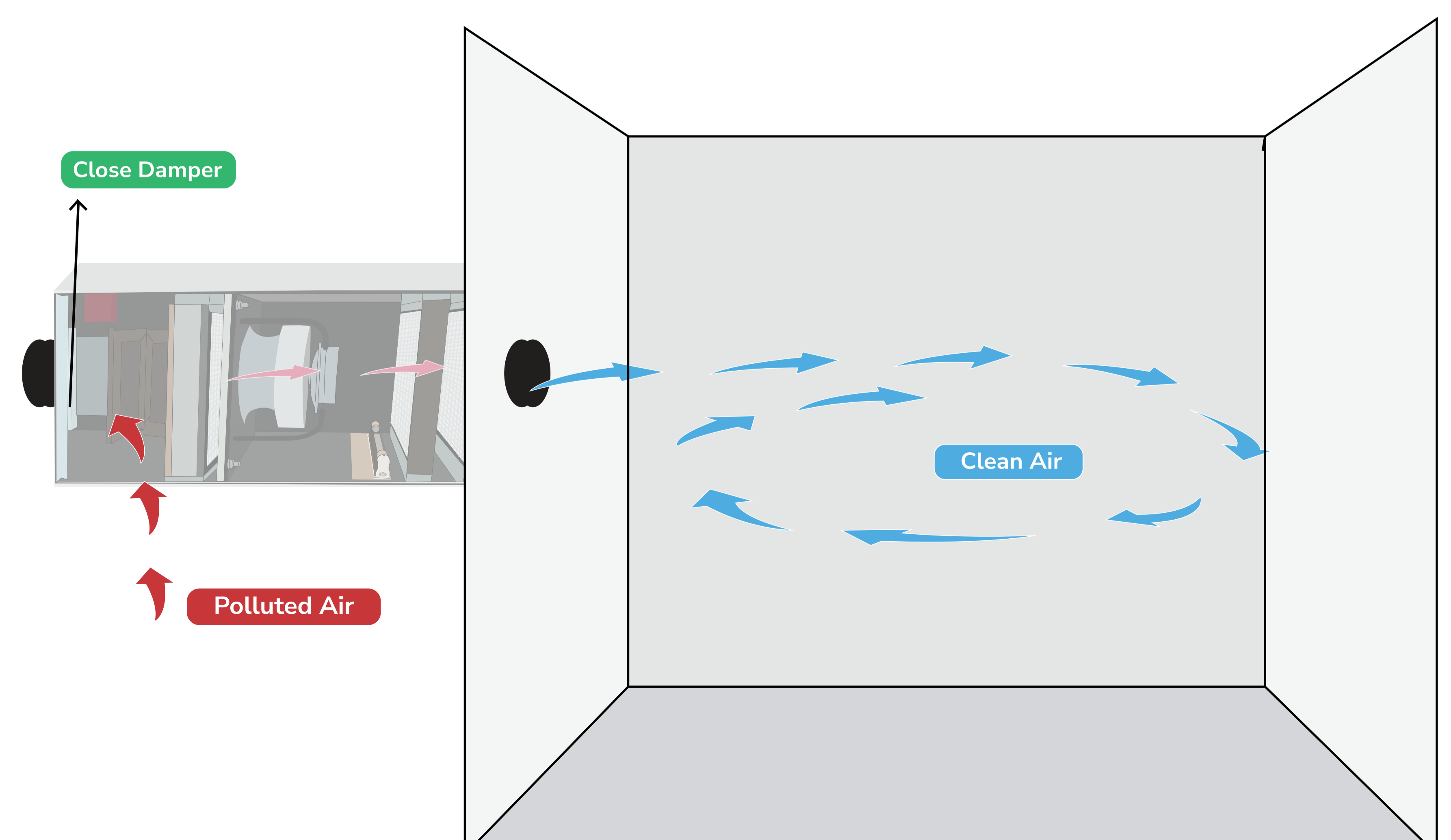
## Mode 1 : Recirculation

The air inside the room passes through the fresh air machine via an open damper. The machine filters and recirculates the air back into the room, which is advantageous during high pollution levels outside.



## Mode 2 : Outdoor Air

In this mode, the closed damper enables outside air to enter the fresh air machine for purification before entering indoors. This is advantageous when indoor pollution levels are high, making air recirculation ineffective.

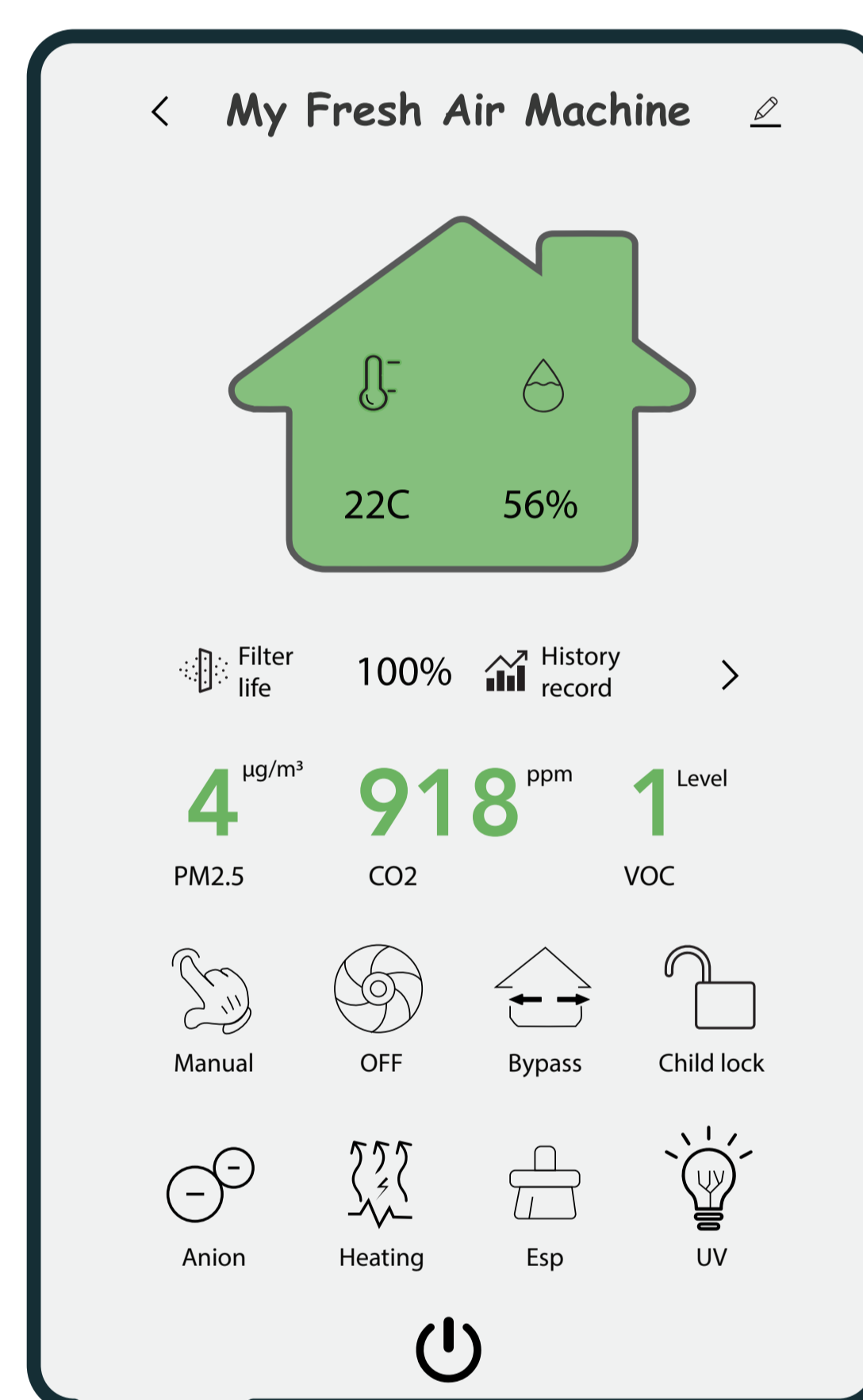


# Control the Air You Breathe

The user has complete control over their device with our Smart app or LED-display Controller to customize and optimize air quality to their exact preferences.

Enjoy the benefits of continuous flow of fresh, oxygen-rich air, creating a comfortable and healthy living space. Say goodbye to stale air, allergies, and unpleasant odors.

Smart App Controller



LED Display Controller





# Technical Specifications

| Specifications            | Description   |
|---------------------------|---|
| Overbottom Pressure       | 115Pa   |
| Power                     | 0.45KW  |
| Voltage                   | 220V  |
| CADR                      | 1000m <sup>3</sup> /h                                     |
| Electric Heating Capacity | 2KW   |
| Weight                    | 58 Kgs  |
| Device Control            | Smart App and 7-inch LED Display Controller (Touchscreen) |
| Dimensions                | 1450 * 450 * 450 mm                                       |

